




Automotive Parts > Automotive Connector Accessories > Automotive Connector Caps & Covers



Number of Positions: 94

Primary Product Color: Black

Protection & Strain Relief Accessory Type: Shield

Primary Product Material: PBT GF15

Cable Exit Angle: 180°

Features

Product Type Features

Sealable	No
Protection & Strain Relief Accessory Type	Shield

Configuration Features

Number of Positions	94
---------------------	----

Body Features

Primary Product Color	Black
Primary Product Material	PBT GF15
Cable Exit Angle	180°

Mechanical Attachment

Strain Relief	Without
---------------	---------

Industry Standards

UL Flammability Rating	UL 94HB
------------------------	---------

Packaging Features

Packaging Method	Box
------------------	-----



Other

Serviceable	Yes
-------------	-----

Product Compliance

For compliance documentation, visit the product page on TE.com>

EU RoHS Directive 2011/65/EU	Compliant
EU ELV Directive 2000/53/EC	Compliant
China RoHS 2 Directive MIIT Order No 32, 2016	No Restricted Materials Above Threshold
EU REACH Regulation (EC) No. 1907/2006	Current ECHA Candidate List: JAN 2025 (247) Candidate List Declared Against: JAN 2025 (247) Does not contain REACH SVHC
Halogen Content	Low Halogen - Br, Cl, F, I < 900 ppm per homogenous material. Also BFR/CFR/PVC Free
Solder Process Capability	Not applicable for solder process capability


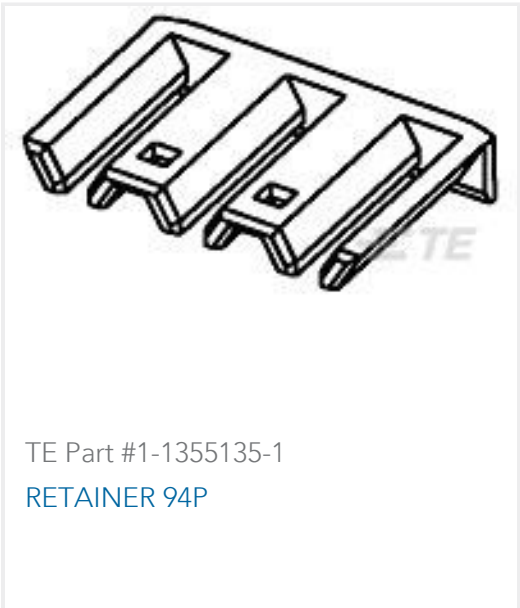
Product Compliance Disclaimer

This information is provided based on reasonable inquiry of our suppliers and represents our current actual knowledge based on the information they provided. This information is subject to change. The part numbers that TE has identified as EU RoHS compliant have a maximum concentration of 0.1% by weight in homogenous materials for lead, hexavalent chromium, mercury, PBB, PBDE, DBP, BBP, DEHP, DIBP, and 0.01% for cadmium, or qualify for an exemption to these limits as defined in the Annexes of Directive 2011/65/EU (RoHS2). Finished electrical and electronic equipment products will be CE marked as required by Directive 2011/65/EU. Components may not be CE marked. Additionally, the part numbers that TE has identified as EU ELV compliant have a maximum concentration of 0.1% by weight in homogenous materials for lead, hexavalent chromium, and mercury, and 0.01% for cadmium, or qualify for an exemption to these limits as defined in the Annexes of Directive 2000/53/EC (ELV). Regarding the REACH Regulation, the information TE provides on SVHC in articles for this part number is based on the latest European Chemicals Agency (ECHA) 'Guidance on requirements for substances in articles' posted at this URL: <https://echa.europa.eu/guidance-documents/guidance-on-reach>

Compatible Parts



Customers Also Bought



Documents

Product Drawings

COVER 94POS

English

CAD Files

3D PDF

3D

Customer View Model

ENG_CVM_CVM_2-1355132-1_A.2d_dxf.zip

English

Customer View Model

ENG_CVM_CVM_2-1355132-1_A.3d_igs.zip

English

Customer View Model

ENG_CVM_CVM_2-1355132-1_A.3d_stp.zip

English

By downloading the CAD file I accept and agree to the [Terms and Conditions](#) of use.

Product Specifications

2-1355132-1

94 Position, Black, Shield, PBT GF15, 180° Cable Exit



Product Specification

German