

5227677-1 ✓ ACTIVE


TE Internal #: 5227677-1

BNC Connector, Jack, 50 ohm, Bayonet, 4 GHz, Cable-to-Board, 1  
Position, Printed Circuit Board, Panel Mount, -55 – 85 °C [-67 – 185 °  
F], Zinc, Nickel

[View on TE.com >](#)



Connectors > RF Connectors > Coax Connectors > BNC RF Connector: Male (Jack), Right Angle



RF Interface: **BNC**

RF Connector Style: **Jack**

RF Connector Mated Outer Diameter (Approximate): **14.53 mm [ .572 in ]**

Impedance: **50 Ω**

RF Connector Coupling Mechanism: **Bayonet**

[All BNC RF Connector: Male \(Jack\), Right Angle \(30\)](#)

## Features

### Product Type Features

RF Interface	BNC
RF Connector Style	Jack
Connector System	Cable-to-Board
Sealable	No
Connector & Contact Terminates To	Printed Circuit Board

### Configuration Features

PCB Mount Orientation	Right Angle
Number of Positions	1
Number of Coaxial Contacts	1

### Electrical Characteristics

Impedance	50 Ω
-----------	------

### Body Features

Body Material	Zinc
---------------	------



Body Plating Material	Nickel
-----------------------	--------

### Contact Features

	30 µin
RF Connector Center Contact Underplating Material	Nickel
RF Connector Center Contact Plating Material	Gold (Au)
RF Connector Center Contact Material	Phosphor Bronze

### Termination Features

Termination Method to PCB	Through Hole - Solder
Termination Post & Tail Length	4.1 mm[.162 in]

### Mechanical Attachment

Panel Mount Feature Type	Lockwasher and Nut
Panel Attachment Style	Rear Mount
PCB Mount Retention	With
RF Connector Coupling Mechanism	Bayonet
Connector Mounting Type	Panel Mount
RF Contact Captivation Method	Mechanical
Detent	With

### Dimensions

Profile Height from PCB	15.88 mm[.625 in]
Mounting Post Length	3.48 mm[.137 in]
RF Connector Mated Outer Diameter (Approximate)	14.53 mm[.572 in]

### Usage Conditions

Insulation Option	Uninsulated
Operating Temperature Range	-55 – 85 °C[-67 – 185 °F]

### Operation/Application

Operating Frequency Range	4 GHz
---------------------------	-------

### Packaging Features

Packaging Method	Tube
------------------	------

### Other

Grade	Commercial
Dielectric Material	Polymethylpentene



## Product Compliance

[For compliance documentation, visit the product page on TE.com>](#)

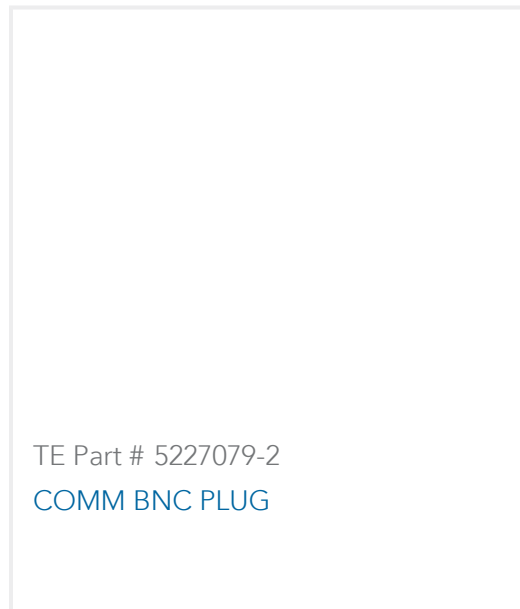
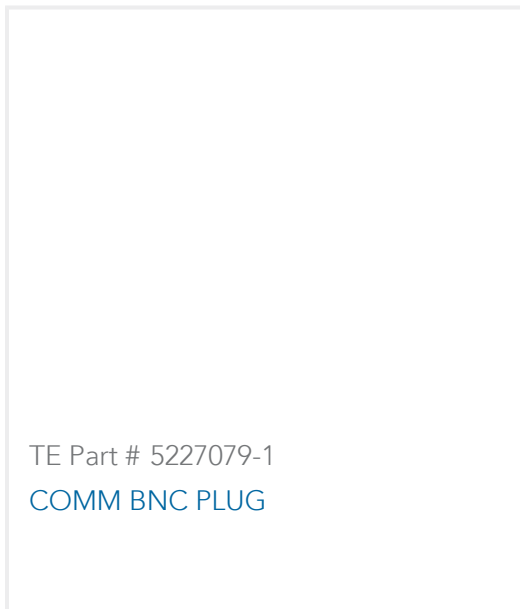
EU RoHS Directive 2011/65/EU	Compliant with Exemptions
EU ELV Directive 2000/53/EC	Compliant with Exemptions
China RoHS 2 Directive MIIT Order No 32, 2016	Restricted Materials Above Threshold
EU REACH Regulation (EC) No. 1907/2006	Current ECHA Candidate List: JAN 2025 (247) Candidate List Declared Against: JAN 2025 (247) SVHC > Threshold: Pb (3.7% in 74019790) <b>Article Safe Usage Statements:</b> Do not eat, drink or smoke when using this product. Wash thoroughly after handling. Recycle if possible and dispose of the article by following all applicable governmental regulations relevant to your geographic location.
Halogen Content	Low Halogen - Br, Cl, F, I < 900 ppm per homogenous material. Also BFR/CFR/PVC Free
Solder Process Capability	Wave solder capable to 265°C

### Product Compliance Disclaimer


This information is provided based on reasonable inquiry of our suppliers and represents our current actual knowledge based on the information they provided. This information is subject to change. The part numbers that TE has identified as EU RoHS compliant have a maximum concentration of 0.1% by weight in homogenous materials for lead, hexavalent chromium, mercury, PBB, PBDE, DBP, BBP, DEHP, DIBP, and 0.01% for cadmium, or qualify for an exemption to these limits as defined in the Annexes of Directive 2011/65/EU (RoHS2). Finished electrical and electronic equipment products will be CE marked as required by Directive 2011/65/EU. Components may not be CE marked. Additionally, the part numbers that TE has identified as EU ELV compliant have a maximum concentration of 0.1% by weight in homogenous materials for lead, hexavalent chromium, and mercury, and 0.01% for cadmium, or qualify for an exemption to these limits as defined in the Annexes of Directive 2000/53/EC (ELV). Regarding the REACH Regulation, the information TE provides on SVHC in articles for this part number is based on the latest European Chemicals Agency (ECHA) 'Guidance on requirements for substances in articles' posted at this URL: <https://echa.europa.eu/guidance-documents/guidance-on-reach>

## Compatible Parts

 <p>TE Part # 2-221128-3 PLUG,COMMERCIAL BNC</p>	 <p>TE Part # 5227426-1 BNC BLKHD RECPT SEALED</p>	 <p>TE Part # 5227169-5 BNC - SOLDER RECEPT</p>	 <p>TE Part # 5227169-8 BNC - SOLDER RECEPT</p>
---	---	--	--



### Customers Also Bought





## Documents

### Product Drawings

#### BNC PCB RT ANG JACK W/POST

English

### CAD Files

#### 3D PDF

English

#### Customer View Model

[ENG\\_CVM\\_5227677-1\\_A.2d\\_dxf.zip](#)

English

#### Customer View Model

[ENG\\_CVM\\_5227677-1\\_A.3d\\_igs.zip](#)

English

#### Customer View Model

[ENG\\_CVM\\_5227677-1\\_A.3d\\_stp.zip](#)

English

By downloading the CAD file I accept and agree to the [Terms and Conditions](#) of use.

### Datasheets & Catalog Pages

#### BNC Connectors

English

### Product Specifications

#### Product Specification

English