



MTA 156

TE Internal #: 640445-3
PCB Mount Header, Vertical, Wire-to-Board, 3 Position, 3.96 mm [.156 in] Centerline, Partially Shrouded, Tin (Sn), Through Hole - Solder, MTA 156

[View on TE.com >](#)

Connectors > PCB Connectors > PCB Headers & Receptacles



PCB Connector Type: **PCB Mount Header**
PCB Mount Orientation: **Vertical**
Connector System: **Wire-to-Board**
Number of Positions: **3**
Centerline (Pitch): **3.96 mm [.156 in]**

Features

Product Type Features

Mixed & Hybrid Header	No
Connector Shape	Rectangular
PCB Connector Type	PCB Mount Header
Connector System	Wire-to-Board
Header Type	Partially Shrouded
Sealable	No
Connector & Contact Terminates To	Printed Circuit Board
Connector Product Type	Connector Assembly

Configuration Features

Number of Columns	3
Number of Loaded Positions	3
Connector Contact Load Condition	Fully Loaded
PCB Mount Orientation	Vertical
Number of Positions	3



Number of Rows	1
Number of Power Positions	3

Electrical Characteristics

Operating Voltage	600 VAC
-------------------	---------

Body Features

Primary Product Color	Natural
-----------------------	---------

Contact Features

Contact Underplating Material	Nickel
Contact Underplating Material Thickness	1.27 µm[50 µin]
Contact Size	1.14mm
Mating Square Post Dimension	1.14 mm[.045 in]
PCB Contact Termination Area Plating Material Thickness	2.54 µm[100 µin]
Contact Shape & Form	Square
Contact Layout	Inline
Contact Mating Area Length	10.16 mm[.4 in]
Contact Base Material	Copper Alloy
Contact Mating Area Plating Material	Tin (Sn)
Contact Mating Area Plating Material Thickness	2.54 µm[100 µin]
Contact Type	Tab
Contact Current Rating (Max)	14.24 A
PCB Contact Termination Area Plating Material	Tin

Termination Features

Termination Post & Tail Length	3.18 mm[.125 in]
Square Termination Post & Tail Dimension	1.14 mm[.045 in]
Termination Method to PCB	Through Hole - Solder

Mechanical Attachment

Panel Mount Feature	Without
Mating Retention Type	Friction Lock
PCB Mount Alignment	Without
Mating Retention	With
PCB Mount Retention	Without
Connector Mounting Type	Board Mount



Mating Alignment	Without
------------------	---------

Housing Features

Mating Entry Location	Top
Centerline (Pitch)	3.96 mm[.156 in]
Housing Material	Thermoplastic Polyester GF

Dimensions

Connector Width	7.62 mm[.3 in]
PCB Thickness (Recommended)	1.57 mm[.062 in]
Connector Height	10.79 mm[.425 in]
Connector Length	11.89 mm[.468 in]

Usage Conditions

Operating Temperature (Max)	105 °C[221 °F]
Operating Temperature Range	-55 – 105 °C[-67 – 221 °F]

Operation/Application

Circuit Application	Power
---------------------	-------

Industry Standards

Compatible With Agency/Standards Products	CSA, UL, VDE
UL Rating	Recognized
Compatible With Approved Standards Products	UL E28476
Glow Wire Rating	Standard Part - Not Glow Wire
UL Flammability Rating	UL 94V-0

Packaging Features

Packaging Quantity	2000
Packaging Method	Package

Product Compliance

For compliance documentation, visit the product page on TE.com>

EU RoHS Directive 2011/65/EU	Compliant
EU ELV Directive 2000/53/EC	Compliant
China RoHS 2 Directive MIIT Order No 32, 2016	No Restricted Materials Above Threshold
EU REACH Regulation (EC) No. 1907/2006	Current ECHA Candidate List: JAN 2025 (247)



Candidate List Declared Against: JAN 2025
(247)
Does not contain REACH SVHC

Halogen Content	Not Low Halogen - contains Br or Cl > 900 ppm.
Solder Process Capability	Wave solder capable to 265°C

Product Compliance Disclaimer

This information is provided based on reasonable inquiry of our suppliers and represents our current actual knowledge based on the information they provided. This information is subject to change. The part numbers that TE has identified as EU RoHS compliant have a maximum concentration of 0.1% by weight in homogenous materials for lead, hexavalent chromium, mercury, PBB, PBDE, DBP, BBP, DEHP, DIBP, and 0.01% for cadmium, or qualify for an exemption to these limits as defined in the Annexes of Directive 2011/65/EU (RoHS2). Finished electrical and electronic equipment products will be CE marked as required by Directive 2011/65/EU. Components may not be CE marked. Additionally, the part numbers that TE has identified as EU ELV compliant have a maximum concentration of 0.1% by weight in homogenous materials for lead, hexavalent chromium, and mercury, and 0.01% for cadmium, or qualify for an exemption to these limits as defined in the Annexes of Directive 2000/53/EC (ELV). Regarding the REACH Regulation, the information TE provides on SVHC in articles for this part number is based on the latest European Chemicals Agency (ECHA) 'Guidance on requirements for substances in articles' posted at this URL: <https://echa.europa.eu/guidance-documents/guidance-on-reach>

Compatible Parts

 <p>TE Part # 3-640605-3 03P MTA156 CONN ASSY 20AWG LF</p>	 <p>TE Part # CAT-103156-WBHSM Receptacle Housing: Wire-to-Board, with Mating Alignment, SL156</p>	 <p>TE Part # 3-640599-3 03P MTA156 CONN ASSY 18AWG ORA</p>	 <p>TE Part # 3-643818-3 03P MTA156 CONN ASSY 20AWG YEL</p>
 <p>TE Part # 3-643819-3 03P MTA156 CONN ASSY 22AWG RED</p>	 <p>TE Part # 3-643821-3 03P MTA156 CONN ASSY 26AWG LF</p>	 <p>TE Part # 3-644501-3 03P MTA156 CONN ASSY 22AWG LF</p>	 <p>TE Part # 3-640600-3 03P MTA156 CONN ASSY 20AWG LF</p>
 <p>TE Part # 3-640604-3 03P MTA156 CONN ASSY 18AWG LF</p>	 <p>TE Part # 3-640429-3 03P MTA156 CONN ASSY 24AWG WHT</p>	 <p>TE Part # 641937-2 03P MTA156 HDR ASSY SQ W/O#3</p>	 <p>TE Part # 3-644464-3 03P MTA156 CONN ASSY 24AWG LF</p>



TE Part # 3-640435-3
03P MTA156 CONN ASSY 26AWG LF



TE Part # 3-644468-3
03P MTA156 CONN ASSY 24AWG LF



TE Part # 643067-3
03P MTA156 MOLDED COVER



TE Part # 3-640433-3
03P MTA156 CONN ASSY 22AWG RED



TE Part # 3-640434-3
03P MTA156 CONN ASSY 24AWG WHT



TE Part # 3-640472-3
03P MTA156 ASSY ON TAPE LF



TE Part # 640251-3
03P SL156 HSG W/O RAMP NATL




TE Part # 640551-3
03P MTA156 COVER

Also in the Series | MTA 156




Connector Caps & Covers(89)



Connector Contacts(4)




Connector Hardware(2)



Insertion & Extraction Tools(1)




PCB Headers & Receptacles(677)



Power Contacts(3)



Rectangular Power Connectors(1178)



Wire-to-Board Headers & Receptacles (677)

Customers Also Bought



TE Part #640445-5
05P MTA156 HDR ASSY FL/STR SN



TE Part #640445-7
07P MTA156 HDR ASSY FL/STR SN




TE Part #640445-8
08P MTA156 HDR ASSY FL/STR SN



TE Part #1-640445-0
10P MTA156 HDR ASSY FL/STR SN




TE Part #640456-5
05P MTA100 HDR ASSY F/L SQ STR




TE Part #4-644456-1
11P MTA100 HDR ASSY (NARROW)



TE Part #1-644753-7
17P MTA156 HDR ASSY RN STR F/L



TE Part #9-2176476-4
RA73F 2A 475R 0.1% 1K RL



TE Part #6-2176478-9
RA73F 2A 30K1 0.1% 1K RL



TE Part #5787617-8
RECP ASSY, R/A, STACKED, THRU-HOLE, USB,

Documents

Product Drawings

03P MTA156 HDR ASSY FL/STR SN

English

CAD Files

Customer View Model

ENG_CVM_CVM_640445-3_AL.2d_dxf.zip

English

3D PDF

3D

Customer View Model

ENG_CVM_CVM_640445-3_AL.3d_igs.zip

English

Customer View Model

ENG_CVM_CVM_640445-3_AL.3d_stp.zip

English

By downloading the CAD file I accept and agree to the [Terms and Conditions](#) of use.

Product Specifications

Application Specification

English

Agency Approvals

UL

English