

66104-9 ✓ ACTIVE



AMP | Circular Plastic Connectors Series 1, AMP Type III+

TE Internal #: 66104-9

Socket Contact, Gold (Au), Locking Spring Contact Retention, Size 16 Contact Size, Discrete Wire, 24 – 20 AWG, .2 – .6 mm² Wire, Crimp, AMP Type III+

[View on TE.com >](#)

Connectors > Contacts > Connector Contacts



Contact Type: **Socket**

Contact Mating Area Plating Material: **Gold (Au)**

Wire Contact Termination Area Plating Material: **Tin**

Contact Retention Within Housing: **With**

Contact Retention Type Within Housing: **Locking Spring**

Features

Product Type Features

Discrete Wire Type	Solid or Stranded
Sealable	No

Configuration Features

Compatible With Wire & Cable Type	Discrete Wire
-----------------------------------	---------------

Contact Features

Barrel Type	Open
Contact Type	Socket
Contact Mating Area Plating Material	Gold (Au)
Wire Contact Termination Area Plating Material	Tin
Contact Retention Within Housing	With
Contact Size	Size 16
Contact Base Material	Brass
Contact Current Rating (Max)	13 A
Mating Pin Diameter	1.57 mm[.062 in]



Contact Mating Area Plating Material Thickness	.76 μm[30 μin]
--	----------------

Wire Contact Termination Area Plating Thickness	1.27 μm[50 μin]
---	-----------------

Wire Contact Termination Area Plating Material Finish	Matte
---	-------

Contact Orientation	Straight
---------------------	----------

Contact Underplating Material	Nickel
-------------------------------	--------

Contact Underplating Material Thickness	.76 μm[30 μin]
---	----------------

Termination Features

Termination Method to Wire & Cable	Crimp
------------------------------------	-------

Product Terminates To	Wire & Cable
-----------------------	--------------

Mechanical Attachment

Contact Retention Type Within Housing	Locking Spring
---------------------------------------	----------------

Wire Insulation Support	With
-------------------------	------

Dimensions

Wire Size	.2 – .6 mm ²
-----------	-------------------------

Compatible Insulation Diameter Range	1.02 – 2.03 mm[.04 – .08 in]
--------------------------------------	------------------------------

Usage Conditions

Operating Temperature Range	-55 – 150 °C[-67 – 302 °F]
-----------------------------	----------------------------

Operation/Application

Circuit Application	Power & Signal
---------------------	----------------

Packaging Features

Packaging Quantity	4000
--------------------	------

Packaging Method	Reel
------------------	------

Product Compliance

[For compliance documentation, visit the product page on TE.com>](#)

EU RoHS Directive 2011/65/EU	Compliant
------------------------------	-----------

EU ELV Directive 2000/53/EC	Compliant
-----------------------------	-----------

China RoHS 2 Directive MIIT Order No 32, 2016	No Restricted Materials Above Threshold
---	---

EU REACH Regulation (EC) No. 1907/2006	Current ECHA Candidate List: JAN 2025 (247) Candidate List Declared Against: JAN 2025 (247) Does not contain REACH SVHC
--	---

Halogen Content

Low Halogen - Br, Cl, F, I < 900 ppm per homogenous material. Also BFR/CFR/PVC Free

Solder Process Capability

Not applicable for solder process capability

Product Compliance Disclaimer

This information is provided based on reasonable inquiry of our suppliers and represents our current actual knowledge based on the information they provided. This information is subject to change. The part numbers that TE has identified as EU RoHS compliant have a maximum concentration of 0.1% by weight in homogenous materials for lead, hexavalent chromium, mercury, PBB, PBDE, DBP, BBP, DEHP, DIBP, and 0.01% for cadmium, or qualify for an exemption to these limits as defined in the Annexes of Directive 2011/65/EU (RoHS2). Finished electrical and electronic equipment products will be CE marked as required by Directive 2011/65/EU. Components may not be CE marked. Additionally, the part numbers that TE has identified as EU ELV compliant have a maximum concentration of 0.1% by weight in homogenous materials for lead, hexavalent chromium, and mercury, and 0.01% for cadmium, or qualify for an exemption to these limits as defined in the Annexes of Directive 2000/53/EC (ELV). Regarding the REACH Regulation, the information TE provides on SVHC in articles for this part number is based on the latest European Chemicals Agency (ECHA) 'Guidance on requirements for substances in articles' posted at this URL: <https://echa.europa.eu/guidance-documents/guidance-on-reach>

Compatible Parts



TE Part # 5-2151016-1
OCEAN_2.0_APPLICATOR-S-062F0900-RSM



TE Part # 2151016-2
OCEAN_2.0_APPLICATOR-S-062F0900A-RSA



TE Part # 796288-1
PLUG.ASSY,23-37STD SEX THRD AD



TE Part # 539972-1
EXTRACTION TOOL



TE Part # 796450-1
PLUG ASSY,CPC,17-9,REV SEX



TE Part # 1977884-1
SLD CPC PLUG ASSY,13-9,STD SEX,UV RESIS



TE Part # 58495-2
PROCRIMPER DIE ASSY MULTIMATE



TE Part # 208714-1
CMC PLUG ASSEMBLY,SZ 14-7



TE Part # 2305570-1
Strip Terminal Cutter-Side Feed-No Crimp



TE Part # 796449-1
PLUG ASSY,CPC,17-14,REV SEX



TE Part # 208488-1
CMC PLUG ASSEMBLY,SZ 22



TE Part # 208457-3
CMC PLUG ASSEMBLY,SZ 28-24




TE Part # 213851-1
CPC PLUG ASSEMBLY SIZE 23-24



TE Part # 2151016-1
OCEAN_2.0_APPLICATOR-S-062F090O-RSM



TE Part # 206708-1
CPC PLUG ASSEMBLY SIZE 13-9



TE Part # 788157-2
SLD CPC PLUG ASSY,13-9,STD SEX



TE Part # 213848-1
CPC PLUG ASSEMBLY SIZE 23-37



TE Part # 208457-1
CMC PLUG ASSEMBLY,SZ 28-24




TE Part # 206429-1
CPC PLUG ASSY, 11-4, REV SEX




TE Part # 206837-1
CPC PLUG ASSEMBLY SIZE 23-24


Also in the Series | **AMP Type III+**



Connector Contacts(260)




Insertion & Extraction Tools(4)




Power Contacts(260)


Also in the Series | **Circular Plastic Connectors Series 1**



Circular Power Connectors(211)



Connector Contacts(260)



Power Contacts(260)

Customers Also Bought



Documents

CAD Files

Customer View Model

[ENG_CVM_CVM_66104-9_BT.2d_dxf.zip](#)

English

3D PDF

3D

Customer View Model

[ENG_CVM_CVM_66104-9_BT.3d_igs.zip](#)

English

Customer View Model

[ENG_CVM_CVM_66104-9_BT.3d_stp.zip](#)

English

By downloading the CAD file I accept and agree to the [Terms and Conditions](#) of use.

Datasheets & Catalog Pages

AMP Circular Connectors for Commercial Signal & Power Applications

English

Signal Contacts

English



M_SERIES_PIN_AND_SOCKET_CONNECTORS

English

Product Specifications

[Application Specification](#)

English

Instruction Sheets

[Instruction Sheet \(U.S.\)](#)

Japanese

[Instruction Sheet \(U.S.\)](#)

English